


Line Strainer S4



Line Strainer PVC-U with PP screen 2 x 4 mm



Line Strainer PVC-U with support basket for screen



Line Strainer PVC-U with support basket and 1 mm plastic screen



plastic screen



Stainless steel screen

This document does not constitute a guarantee, it is for initial information purpose only. The product range is continually upgraded, the designs and types therefore only reflect the state of the art at the time of printing.
Subject to technical informations!

General:

- Material Body: PVC-U / PP-H
- Material filter insert: PP
- Sealing material: EPDM / FPM
- Dimensions: DN10 – DN80
d16 – d110
3/8" – 4"
- PP screen: Mesh size 2 x 4 mm
- Support basket with screen:
 - Stainless steel mesh size (DN10 – DN80)*
0,5 mm / 0,75 mm / 1 mm
 - PP screen mesh size (DN10-DN50) **
1 mm

Connector types

PVC-U

- Solvent socket DIN / ASTM / JIS
- Solvent spigot DIN
- Threaded socket BSP
- PE fusion socket DIN

PP-H

- Fusion socket DIN
- Fusion spigot DIN
- Threaded socket BSP

Further connector types on request

Operating pressure:

DN10 d16 d3/8" – DN50 d63 d2"	PN16/10
DN65 d75 d2 1/2"	PN16/8
DN80 d90 d3"	PN10/6
DN80 d110 d4"	PN6

Technical features:

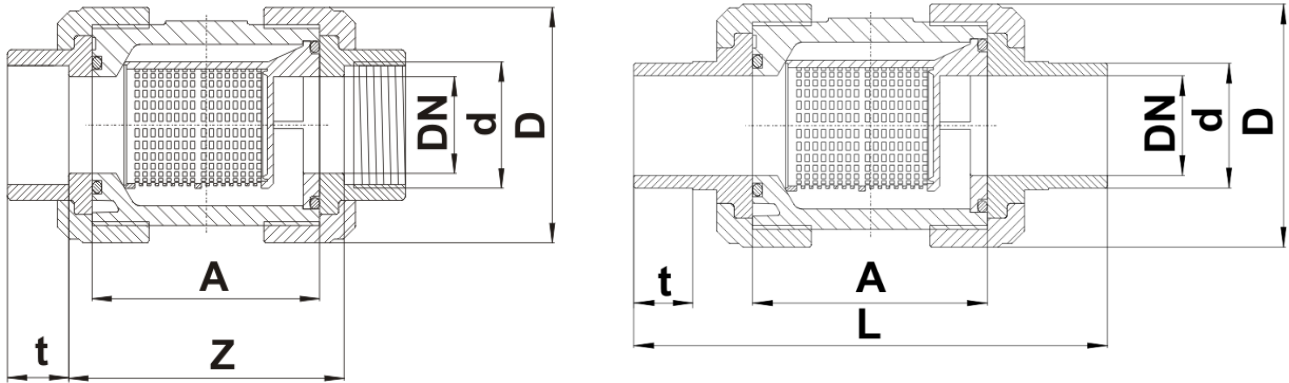
- Service friendliness
- Radial installation or removal
- Ideal flow characteristics

* stainless steel screen need to be ordered separately
** PP-screen 1 mm is included in the scope of delivery

Line Strainer S4



Dimensions:



PVC-U

Connector types

PVC solvent socket / solvent spigot / threaded socket

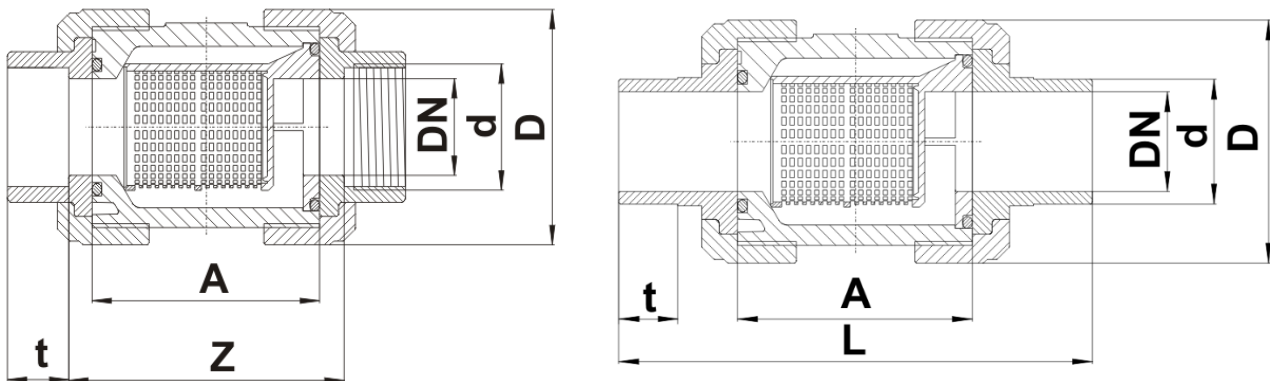
PE fusion spigot

DN	10	15	20	25	32	40	50	65	80	80
d	16	20	25	32	40	50	63	75	90	110
G _{TSO} ¹	3/8"	1/2"	3/4"	1"	1 1/4"	1 1/2"	2"	2 1/2"	3"	-
A	62	62	70	74	84	95	108	136	163	163
D	53	53	63	70	85,5	101,5	124,5	159	189	189
t _{SSO} ²	16,0	16,5	19,5	23	26,5	31,5	38,5	45	57	64
t _{SSP} ³	17	17	20	23	26,5	31,5	38,5	44,5	51,5	64,5
t _{FSP} ⁴ PE	13	14	15,5	17,5	15	28	25	32	31	36
L _{SSP} ³	115	124	145	154	174	193	223	284	299	341
L _{FSP} ⁴ PE	114	123	143	151	142	180	196	251	293	319
Z _{SSO} ²	68	67	76	80	90	103	118	146	178	173
Z _{TSO} ¹	70	70	76	80	90	103	119	148	185	-
PN	16	16	16	16	16	16	16	16	10	6

Dimensions in mm

¹ TSO = threaded socket
² SSO = solvent socket
³ SSP = solvent spigot
⁴ FSP_{PE} = fusion spigot
 - = currently not realized

Line Strainer S4



PP-H

Connector types

PP-H fusion socket / fusion spigot / threaded socket

DN	10	15	20	25	32	40	50	65	80	80
d	16	20	25	32	40	50	63	75	90	110
G _{TSO} ¹	3/8"	1/2"	3/4"	1"	1 1/4"	1 1/2"	2"	2 1/2"	3"	-
A	61	61	68,5	73	82	92,5	106,5	132	160,5	160,5
D	53	53	63	70	85,5	101	121	155	188,5	188,5
t _{FSP} ²	14,5	16	17,5	19,5	21,5	25	29	34,5	38,5	42
t _{FSP} ³	13	14	15	17,5	20,5	23	27,5	31	36	39
L _{FSP} ³	113	123	142,5	151	170	188,5	218,5	276	295,5	311,5
Z _{FSP} ²	71	67	77,5	84	96	111,5	133,5	162	209,5	211,5
Z _{TSO} ¹	67	67	74,5	83	92	104,5	121,5	144	180,5	-
PN	10	10	10	10	10	10	10	8	6	6

Dimensions in mm

¹ TSO = threaded socket

² FSO = fusion socket

³ FSP = fusion spigot

- = currently not realized

Radial installation and removal of line strainer

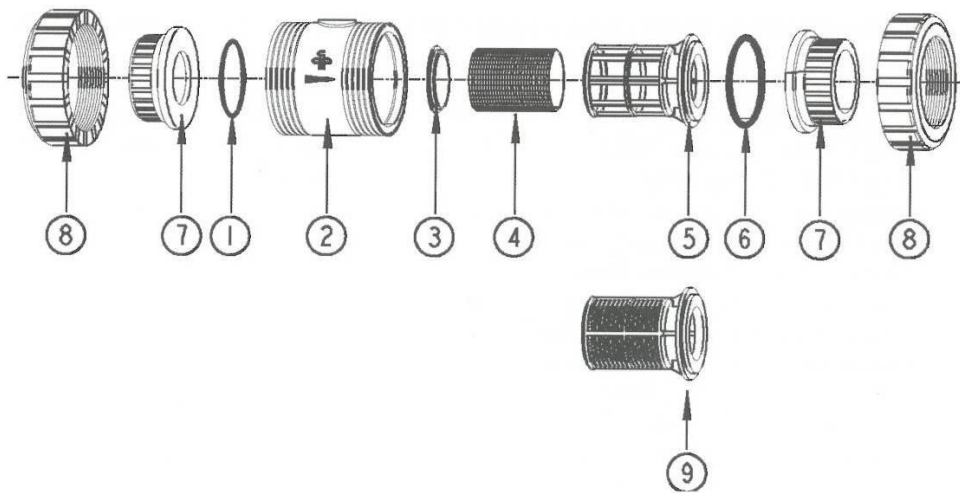
The face to face dimensions for Valves with Fix Flanges are according to DIN standards. Attention has to be given for sizes DN65 & DN80, where the length between the union nuts and fix flanges are insufficient to allow for removal of the valves by their body only. Disassembling of the valves can only be done by removing the Whole valves at the flanges. Hence, utmost importance and due consideration must be given to ensure sufficient space on the other side's flanges with respect to the length of bolts

Line Strainer S4

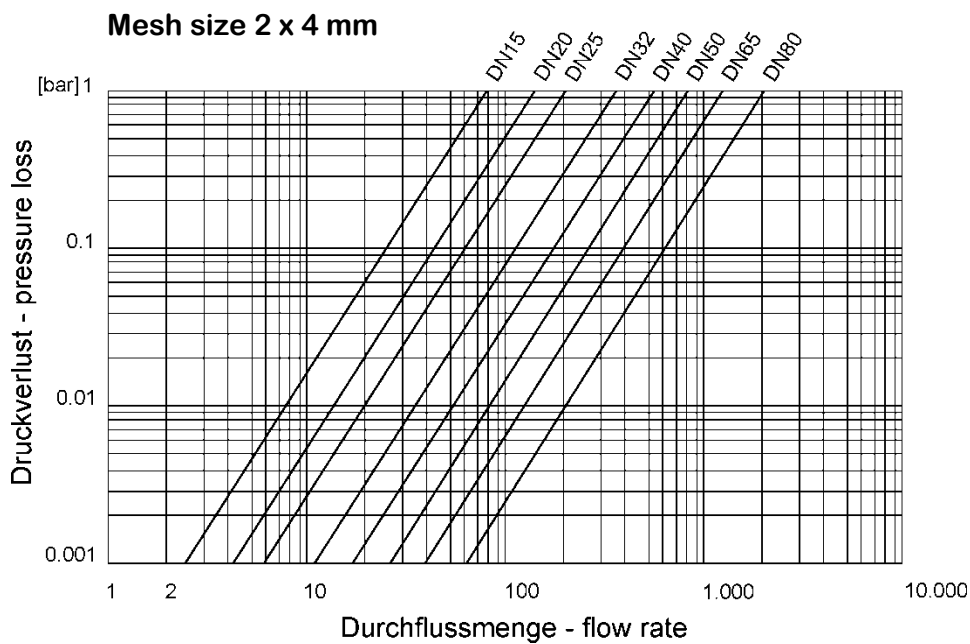


Exploded drawing:

- | | |
|--|--|
| 01. O-Ring | 07. Connector types
solvent socket
solvent spigot
threaded socket
fusion socket
fusion spigot |
| 02. Body | 08. Union nut |
| 03. Filter ring | 09. Filter insert
Mesh size 2 x 4 mm |
| 04. Stainless steel screen
Mesh size 0,5 / 0,75 / 1 mm
PP-Screen
Mesh size 1 mm | |
| 05. Filter basket | |
| 06. O-Ring | |



Diagrams:

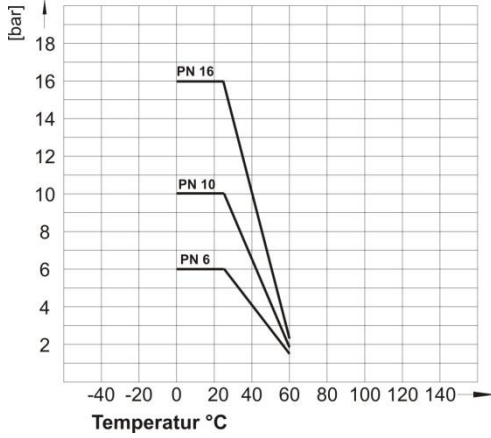


Line Strainer S4

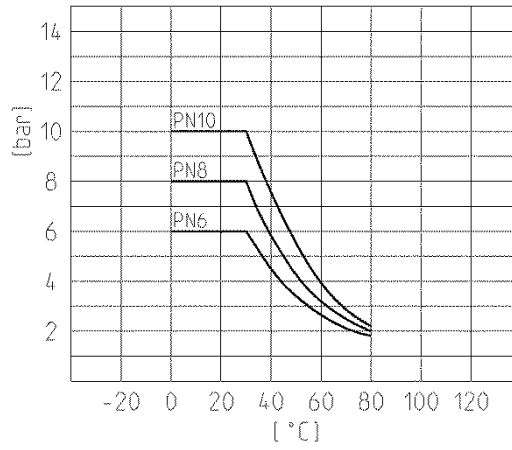


Pressure – Temperature – Diagram

PVC



PP



The values in the pressure-temperature diagram are based on a service life of 25 years at static pressure load and apply to water or water-like media.