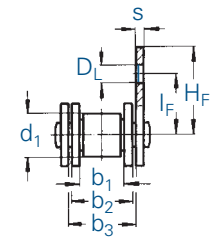
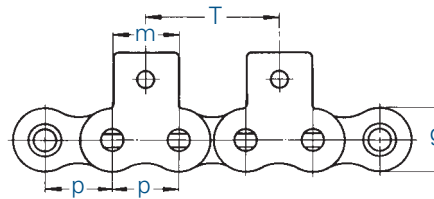


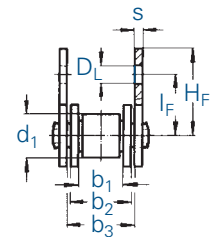
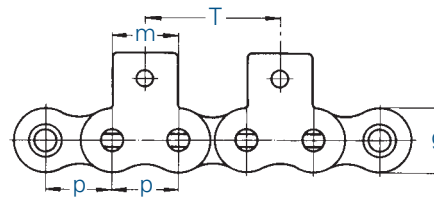
Type D

straight attachments, one side



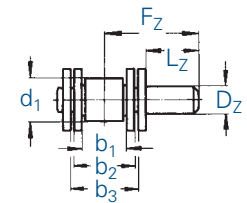
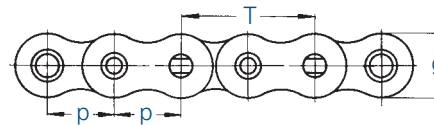
Type E

straight attachments, both sides



Type F

extended pins (available on alternate sides)



Basic chain		Pitch		Inner width	Inner link width	Outer plate width	Roller \varnothing	Plate height	Attachment dimensions							
No.	Ind.	p		b ₁ min.	b ₂ max.	b ₃ min.	d ₁ max.	g max.	m	D _L	I _F	H _F	s	D _Z ¹⁹ h9	L _Z ¹⁹	F _Z ¹⁹
		mm	inch	mm	mm	mm	mm	mm	mm	mm	mm	mm	mm	mm	mm	mm
450		8,0	-	3,00	4,77	4,90	5,00	7,1	8,0	3,2	7,5	13,00	0,80	4,0	10,0	13,3
455	^{1,18}	9,525	3/8	5,72	8,53	8,66	6,35	8,2	8,0	3,5	9,0	13,80	1,25	5,0	15,0	20,7
331	¹⁷	12,7	1/2	3,30	5,80	5,93	7,75	9,9	10,5	3,5	11,5	17,65	0,95	5,0	15,0	19,0
332	¹⁷	12,7	1/2	4,88	7,20	7,33	7,75	9,9	10,5	3,5	11,5	17,65	0,95	5,0	15,0	19,7
462	¹⁸	12,7	1/2	7,75	11,30	11,43	8,51	11,8	12,5	4,5	14,7	20,30	1,50	6,0	15,0	22,4
501	¹⁸	15,875	5/8	9,65	13,28	13,41	10,16	14,7	15,0	5,5	17,2	26,70	1,70	6,5	20,0	28,5
513	¹⁸	19,05	3/4	11,68	15,62	15,75	12,07	16,1	18,5	6,6	18,7	29,00	1,80	7,0	20,0	29,8
548	^{16,18}	25,4	1	17,02	25,40	25,60	15,88	21,0	25,0	9,0	28,6	41,50	3,00	10,0	30,0	45,9
563		31,75	1 1/4	19,56	29,00	29,20	19,05	26,4	35,0	9,0	30,5	46,00	3,75	12,0	30,0	48,4
596		38,1	1 1/2	25,40	37,90	38,20	25,40	33,4	38,0	11,0	41,0	60,00	5,00	16,0	35,0	59,1
613		44,45	1 3/4	30,99	46,50	46,80	27,94	37,0	45,0	14,0	52,5	75,50	6,00	20,0	40,0	69,0
652		50,8	2	30,99	45,50	45,80	29,21	42,2	50,0	14,0	53,5	77,00	6,00	20,0	40,0	69,0
40	¹⁸	12,7	1/2	7,85	11,15	11,28	7,95	12,0	10,5	3,5	11,5	17,65	1,50	5,0	15,0	22,2
50	¹⁸	15,875	5/8	9,40	13,80	13,93	10,16	15,0	12,7	5,2	15,9	23,50	2,00	5,08	11,9	21,1
60	¹⁸	19,05	3/4	12,57	17,70	17,85	11,91	18,0	15,9	5,2	18,3	27,20	2,40	5,94	14,3	25,8
80	¹⁸	25,4	1	15,75	22,50	22,70	15,88	24,1	19,1	6,7	24,6	35,50	3,20	7,92	19,1	33,7

¹ with straight side plates ¹⁶ on inner link s = 4 ¹⁷ can also be supplied with m = 16 ¹⁸ also with straight attachments on inner link

¹⁹ other dimensions available on request

All designs can also be supplied as Marathon roller chains (maintenance-free), Biathlon and Biathlon KS!
For details on orders and enquiries see page 129. For untoleranced dimensions DIN ISO 2768 c applies.

In order to avoid errors or misunderstandings please supply the following details:

Number of chains

- Chain No. of the basic chain

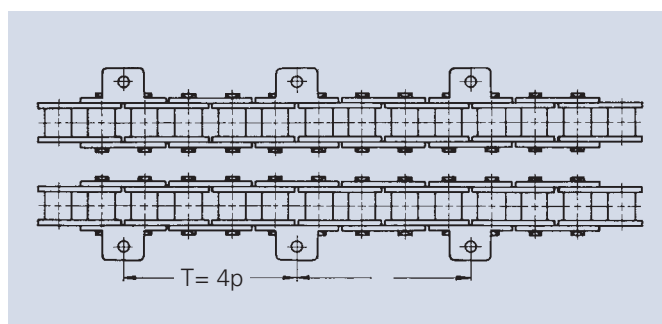
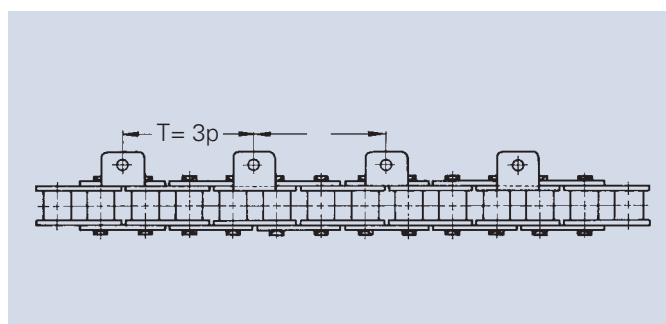
Type of attachment links

(e.g. A, B, C, D, E or F); for other special designs please state if single-sided or double sided attachments are required.

Attachment spacing T of special links

in (preferably even) multiples of pitch p

If attachments are also available on the inner link, the attachment spacing can be arranged in any way. In case of an odd number (e.g. $T = 3p$) the attachment is alternated on the outer and inner rings. If inner link attachments are not available, an odd number spacing can only be made possible by mounting a cranked **connecting link No. 12** or a **double cranked link No. 15**. In this case the chain may only have 80 % of the breaking load!



Length of chain in metres and links

- When ordered by length in metres, the end links are always inner links. Connecting links must be ordered separately.
- When ordered by a certain number of links, this number should be divisible by the distance T of the special links (e.g. chain length 176 links, $T = 4p$, i.e. every 4th link is a special link; the chain includes $176 : 4 = 44$ special links).

If the chain length cannot be a multiple of T , but has to be longer or shorter for design reasons, this fact must be clearly stated as: "Does not work out even!" In such a case the distance T at the end of the chain will be alternately longer or shorter.

Chains with an even number of links will be delivered with a connecting link and are ready for assembly. With a distance of $T = 2p$ (each outer link is a special link) the connecting link is supplied in the respective special design. With a distance of $T = 4p$ and more the connecting link will be supplied in the standard design.

Please note: When cranked links are used, roller chains may only have 80% of the breaking load. Avoid if possible!

Matched or pre-stretched special chains

Parallel running chain strands used for transport and conveying purposes are often required to have highly matching opposite attachments. At extra cost we will supply the appropriately matched chain strands and mark them accordingly.

When ordering your chain, please state clearly:

Please supply matched, pre-stretched and marked chain strands!

The installation of guide rails is recommended to help support and guide chains with long span lengths.